



**INGREBOURNE VALLEY LTD**  
Restoration and Protection



A large and long prehistoric ditch, dating to the Late Bronze Age to Early Iron Age.


The deep V-shape profile of the ditch when excavated.



1



**INGREBOURNE VALLEY LTD**  
Restoration and Protection



Looking down on a prehistoric watering hole.

An early Roman enclosure cut by a deep well or watering hole, which contained a fragment of structural marble from a nearby building.



2





**INGREBOURNE VALLEY LTD**  
 Archaeology and Excavation



A series of early Roman enclosure ditches, possibly a succession of boundaries.

3



**INGREBOURNE VALLEY LTD**  
 Archaeology and Excavation



The excavation of a Roman oven or kiln, partially cut into a prehistoric ditch.



An early Roman oven or kiln mid-excavation

4





The excavation of a series of postholes that form part of an early Roman structure.

5



A series of Roman rubbish pits containing extensive domestic refuse.

An early flagon emerging from a rubbish pit.



6





INGREBOURNE VALLEY LTD

Preservation and Restoration

Two early Roman cremation vessels, in section and just before they were lifted (likely truncated by ploughing).



7




INGREBOURNE VALLEY LTD

Preservation and Restoration



Two early Roman cremation vessels, as they appeared from above and in section.




8





**INGREBOURNE VALLEY LTD**  
Reclamation and Restoration



An early Roman grave and skeleton (a young adolescent), placed within a ditch.

9




**INGREBOURNE VALLEY LTD**  
Reclamation and Restoration



Excavating a complete Roman jar

10





11



12